




ALDERWASLEY
HALL SCHOOL
& CALLOW
PARK COLLEGE

part of the SENAD Group

Prospectus
2011/2012



**Specialist Education and Care for
Children and Young People**

Index

Welcome to Alderwasley Hall School and Callow Park College	4
Education	5
Care	6
Specialist Support	7
Activities	8
Meet the Team	9
Referrals and Assessments	12
How to find us	13
The Local Community	15
Term Dates	16
Policies	17
General Information	18

Welcome to Alderwasley Hall School and Callow Park College

Alderwasley Hall School and Callow Park College are situated in picturesque Derbyshire, close to the towns of Matlock, Belper and Wirksworth.

We provide specialist education, therapy and care for children and young people aged 5 - 19 years, with speech, language and communication needs and/or Aspergers Syndrome.

We also have a dedicated ABI unit based on the site, which is affiliated to Alderwasley Hall School and run in partnership with Trust ed, a charitable organisation which facilitates educational provision for young people with an acquired brain injury.

We are able to offer a range of placement options including:

- **52 weeks residential** – Full residential care. Alderwasley Hall site and Callow Park site (including Cavendish House) are registered as Children's homes.
- **38 week residential** – The youngster is resident at the school during term time only or just during the week depending upon personal circumstances.
- **39 to 51 week residential** – Where there is a need to provide additional residential support to meet the needs of the young person and their family.
- **Day placements**

Our emphasis is on the provision of a broad and balanced curriculum, alongside the development of life skills as our students work towards independence. Our students benefit from the largest Occupational Therapy and Speech and Language Therapy Departments in the region.



OUR MISSION STATEMENT

"We all work together to create a happy and caring environment which enables our students to learn and communicate with confidence and grow as valued members of society."

Our aim is to achieve this through high quality education and therapeutic interventions in a caring & supportive environment.



Education

“Through high quality therapies, students progress well in their communication skills, confidence and self-esteem and are helped to access the curriculum. Students’ individual needs shape the planning of the good curriculum.”

Ofsted 2008

We aim to address the individual needs of all students through the delivery of therapy, care and educational programmes linked to their Statement of Need. Some students have additional programmes linked to their sensory, behavioural and medical needs. Together, our experienced Teachers, Therapists and Support Staff provide a broad, balanced and relevant curriculum which is based upon the National Curriculum. Key stage 2 and 3 classes provide integrated education and therapy for pupils aged 7-14 years. Lessons are taught in tutor base rooms. Additional specialist teaching is provided in specifically resourced teaching rooms.

Key stage 4 classes cater for students aged 14 -16 years. Students are taught in GCSE and Entry Level subject based groups in the morning and in tutor based groups in the afternoons. Our post 16 college prepares students for life beyond school. Students are helped to review their own progress and set realistic personal objectives. They follow individual timetables which continue to emphasise language, communication and social skills. The core curriculum is based on the Key Skills curriculum of Communication, Application of Number and ICT which students can study up to level 3 (A level equivalence). Most courses are accredited (i.e. BTEC) and many of our students take additional qualifications at local Further Education Colleges.



Our large team of Speech and Language Therapists plan and implement individual programmes for each student and work collaboratively with teachers to maximise all learning opportunities. Our Therapists work with class groups, small therapy groups and individuals, as well as contributing to curriculum planning and development.

Educational facilities at our main site include a fully equipped science laboratory, technology rooms and ICT suites. We also have a range of speech and language therapy rooms. At Callow Park, our post 16 college, we have extensive specialist resource for Art and Physical education. This includes a sensory education room, swimming pool, soft play area, climbing wall, gym, squash courts and tennis courts .

We also have a dedicated ABI unit based on the site of Alderwasley Hall School, run in partnership with Trust ed, a charitable organisation which facilitates educational provision for young people with an acquired brain injury.

Care

"Staff encourage young people to carry out a variety of tasks independently or with support. Each young person's care plan clearly identifies independence work that young people are encouraged to carry out."

Ofsted 2011

We have six houses, three at the main school site, two at Callow Park and a house based in Matlock. Each house is well furnished and provides a caring and homely environment. After careful assessment students are placed in the house relevant to their age and/or development. Each student then progresses through the houses, as appropriate to their individual need, age and ability.

We have a mixture of single and shared rooms, some with en-suite. Students are encouraged to personalise their own rooms. Each house also has a relaxing lounge, kitchen and a quiet area for study.



All our houses have a House Manager and Deputy Manager who are assisted by a team of support workers. These Student support workers liaise with the Education and Therapy departments to ensure holistic care.

Each student is assigned a Key Care Worker who is responsible for their day to day welfare. They also have a weekly Care session in which to discuss any issues. The Key Care Worker remains in close contact with parents. Students' religious beliefs are promoted and respected. On request student can be accompanied to their recognised place of worship.



Specialist Support

“Staff are focused and committed to ensuring a good quality provision for healthcare for young people at the school.”

Ofsted 2011

We have an extensive team of qualified Teachers, a number of whom have post graduate qualifications in Special Education Needs, Autistic Spectrum Disorders and Dyslexia. They are supported by Learning Support Assistants.

We currently have one Speech and Language Therapist to every eleven students. Our Speech and Language Therapists have a group of students assigned to them. They work closely with Teachers and Key Care Workers and are responsible for assessing and preparing a targeted intervention plans. This includes one to one, paired and group sessions as appropriate for student needs, as well as class support for particular subjects. Our Life Skills programme is also managed by the Speech and Language Therapy Department.

We provide Occupational Therapy to students as set out in their Statement of Special Educational Needs. Our Occupational Therapists work with Students’ Tutor Teams and Key Care Workers so that programmes are implemented throughout the school day and out of school time. Classroom support is given to either whole classes or individuals mostly during Physical Education and Art. In addition we can offer specialist interventions to address sensory processing, movement and behavioural issues.

We have one full time and one part time Nurse who provides support to all three sites with the help of a Health Care Assistant. The Nurses liaise with all medical professionals, in conjunction with parents. All student records are kept with the GP but general health records are kept by the students Key Care Worker and the school Nurses. The Nurses monitor medication and arrange training for all Care staff on medical issues.

We also have the support of a Mental Health Team comprising of a Clinical Psychologist and a Mental Health Nurse.



Activities



We offer our students an extensive activity programme. All of these promote inclusion and independence.

Available activities include:

- **Bowling**
- **Cycling**
- **Shopping**
- **Canoeing**
- **Climbing**
- **Running clubs**
- **Martial arts**
- **Scouts**
- **Guides**
- **Army Cadets**
- **Youth Clubs**
- **Community Sports Clubs**

In addition we recognise, encourage and support students to develop their individual talents and hobbies.

Meet the Team

Angela Findlay

Head Teacher

- **Masters Education**
- **National Professional Qualification in Headship**
- **Certificate of Education**



Angela Findlay joined Alderwasley Hall School in September 2009. This is her third Headship, she is a very experienced School Leader having become a Head of Unit in 1985. Angela has been involved in Residential Special Educational Needs in schools and hospitals for over thirty years and has a life time's experience of working in the best interests of people with a Learning Disability and Autism/Aspergers.

Angela's focus is on School Improvement, Professional Challenge and Distributed Leadership all aimed at improving outcomes for children by; raising standards, improving student voice, with an emphasis on pupil attainment, progression and inclusion.

Sara Forsyth

Deputy Head Teacher

- **BA (Hons) English & American Studies**
- **Certificate of Education**
- **Postgraduate Certificate in teaching specific learning difficulties**
- **National Professional Qualification in Headship**
- **BILD: Level 3 Working with young people with Autistic Spectrum Disorders**



Sara joined Alderwasley Hall School in September 1995 as a Key Stage 3 Class Teacher and subject specialist in English. She gained promotion to the position of Head of English in September 1999, followed by further promotion to Assistant Head in September 2003. Over the next six years she worked as the Assistant Head across each of the Key Stages. Sara became the Deputy Head Teacher in January 2010 following a successful term as 'Acting' Deputy Head Teacher.

Sara graduated from Keele University in July 1994, with a joint honours degree in English and American Studies along with a Distinction in the concurrent Certificate of Education. She then took up a teaching post in Stoke-on-Trent. She holds a Postgraduate Certificate in teaching Dyslexia and literacy along with the National Professional Qualification in Headship.

Gail Smith

Head of Care (Pre 16)

- **NVQ 4 Residential Managers Award**
- **NVQ 3 Care of Children and Young People**



Gail is a Registered Care Manager and has extensive experience of working with autistic young adults and the development of their social care, independent living skills and self-esteem. Her role supports and develops the Schools Pre 16 care team.

Hilary Grimshaw

Head of Care (Post 16)

- **NVQ 3 Caring for Children and Young people (City and Guild)**
- **NVQ 4 Care Management (City and Guild)**
- **Registered Managers Award (City and Guild)**
- **NVQ Assessor Award A1 (Can assess up to Registered Managers)**



Prior to taking up her role at Callow Park College, Hilary was Registered Manager at Tregynon Hall School, also part of the SENAD Group. Before joining the SENAD Group she was the Operations Director and Registered Provider for six children's homes in Leicestershire. In addition she worked as a Registered Manager for a number of years. As a result Hilary has considerable experience and knowledge of working with children and young people with challenging and complex behaviours. She is well respected by both placing authorities and Ofsted and is known for her dedication and commitment to the young people in her care. therapeutic input that they may require.

Emma Illingworth

Head of Therapies

- **BSc (Hons) in Speech Pathology and Therapy**
- **LDAF Level 3 - Support People with ASD**



Emma qualified as a Speech and Language Therapist in 1997 in Edinburgh, before taking up her first post at Alderwasley Hall School in the September of the same year. For the next eight years, she worked as a Speech and Language Therapist with a variety of classes in Key Stage 3 and 4. In September 2005 she took on her present role of Head of Therapies. Whilst at Alderwasley Emma has been a key member of various strategy groups including the literacy and ASD strategy groups and has contributed to the development of several key documents which are used for induction and training purposes.

Emma has represented the school at various workshops around the country, to a variety of audiences. These have included workshops on behaviour management, life skills and writing worksheets at various SLT/Teacher conferences. She has also delivered workshops to MED students at Birmingham University on target setting and BEd students at Derby University on supporting children with speech and language difficulties in mainstream schools.

Andrew Mewett

Assistant Head Teacher (Key Stage 2, 3 & 4)

- **BSc (Hons) Psychology**
- **PGDip Education of Children and Young People with Autism**



Andrew joined Alderwasley Hall School January 2009. His key responsibility is to ensure that the schools curriculum continues to support students' individual needs and facilitate their optimum academic and social development.

Andrew has over seventeen years experience in teaching and caring for young people with special educational needs including SEBD, autism and speech and language difficulties. He has also worked as an Assistant Psychologist in both clinical and educational settings.

Nyree Parker

Assistant Head Teacher (Post 16)

- **BSc (Hons) Biology**
- **PGCE with QTS**



Nyree joined Alderwasley Hall School in 1999 where she worked as a member of the residential care team before leaving to complete a PGCE in Science. She rejoined the school in September 2005 as a Key Stage 4 Class Teacher, having worked for four years in a mainstream secondary school as a science/biology teacher.

In 2007 she became Head of English and in 2011 she became Assistant Head Teacher for Post 16. Nyree has a specialist interest in autism and is completing a Master's degree in Autism through Sheffield Hallam University, the focus of which has been behaviour management and the importance of speech and language therapy provision for young people with autism.

Janette Ashworth

Head of the Trust Centre

- **BA (Hons) English Literature**
- **PGCE**
- **PGDip Education Management**



Janette joined SENAD in August 2010, to develop and manage The Trust Centre. A qualified teacher, she has over twenty years of experience in childcare and education, having taught in and managed a wide variety of departments within further and higher education, as well as experience of working in a nursery setting and as a nanny. Prior to making the move into education, Janette had many years' experience in industry, working for a major international airline and several business travel agencies, before setting up a new retail travel agency.

Her focus is on working with key expert professionals to establish what is the very best for the young people for whom the Centre has been created and then working with the SENAD team to make sure that it is provided to the best standard possible.

Claire Robinson

Registered Manager (The Trust Centre)

- **NVQ 4 Registered Managers Award**
- **NVQ 4 Care**
- **Diploma in Childcare and Education**
- **NVQ Assessors Award (A1)**



Claire is a Registered Care Manager with extensive experience of working with young people and adults with severe learning difficulties, challenging behaviour and autism. Prior to working in residential care she also worked within mainstream and special education.

Liaising with the education team Claire's focus will be on the development of leisure activities that meet the needs of each student's personalised '24 hour curriculum'. Her role also supports and develops the Centre's care team. Claire is also a qualified NVQ assessor.

Referrals and Assessments

Alderwasley Hall School and Callow Park College cater for students with speech, language and communication needs (SLCN). The range of difficulties that the school is able to meet includes:

- A specific language impairment (SLI)
- Selective mutism
- Autistic Spectrum Disorder (ASD) and Aspergers
- Acquired Brain Injury (ABI) (The Trust Centre)

All of our students' academic ability lies broadly within the average (or just below the average) range for their age.

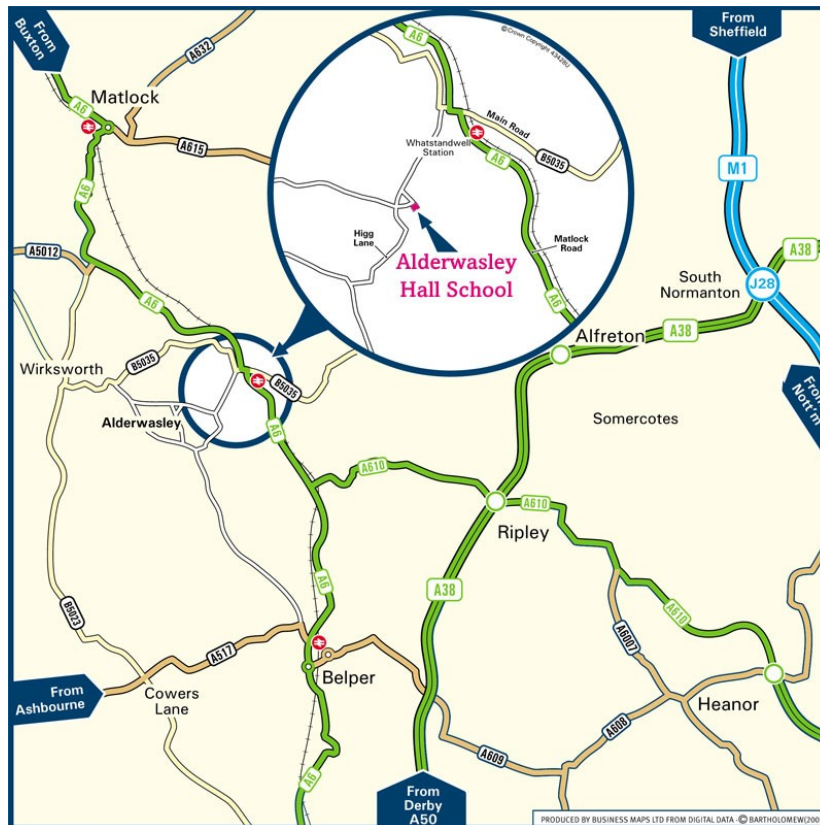
We are able to arrange free, no obligation observational assessments.

Admissions procedure:

- Call us to arrange to visit the school and let your local authority know that you would like your child to attend Alderwasley Hall School for an assessment.
- If your local authority supports your request for a placement they will send us your child's referral papers. If they do not support your request please contact the Assessment Team for advice.
- Once we have received your child's papers and met them personally we make a decision whether to invite your child for assessment. Assessments usually take between two and four days. Assessments for students with very complex needs can last up to 6 weeks to ensure appropriate study of needs.
- After the assessment has taken place we report our findings to the Local Authority and parents confirming if a placement at the school would be suitable or not.
- Melanie Lamb and Bernardo Vega are the Assessment Managers. Please contact them for further information or to book a visit to the school.



How to find Alderwasley Hall School



From the M1

Leave the M1 at Junction 28 (signed Mansfield, Matlock & A38). Join the A38 following signs for Derby and Matlock. Continue on the A38 for 6 miles. Leave the A38 following signs for A610 Matlock, Ambergate. At the roundabout take the 4th exit. Join the A610 following signs for Matlock & A6. Remain on A610 for 3 miles until the junction with the A6. Turn right onto the A6 and head north towards Matlock.

Continue for 2 miles and then turn left onto the B5035. Turn immediately left and continue up the steep hill to Alderwasley Hall School which is on the left.

From Matlock

Leave Matlock via the A6, following signs for Belper and Derby. Remain on the A6 for 5.4 miles until the junction with the B5035. Turn right onto the B5035. Turn immediately left and continue to Alderwasley Hall School.

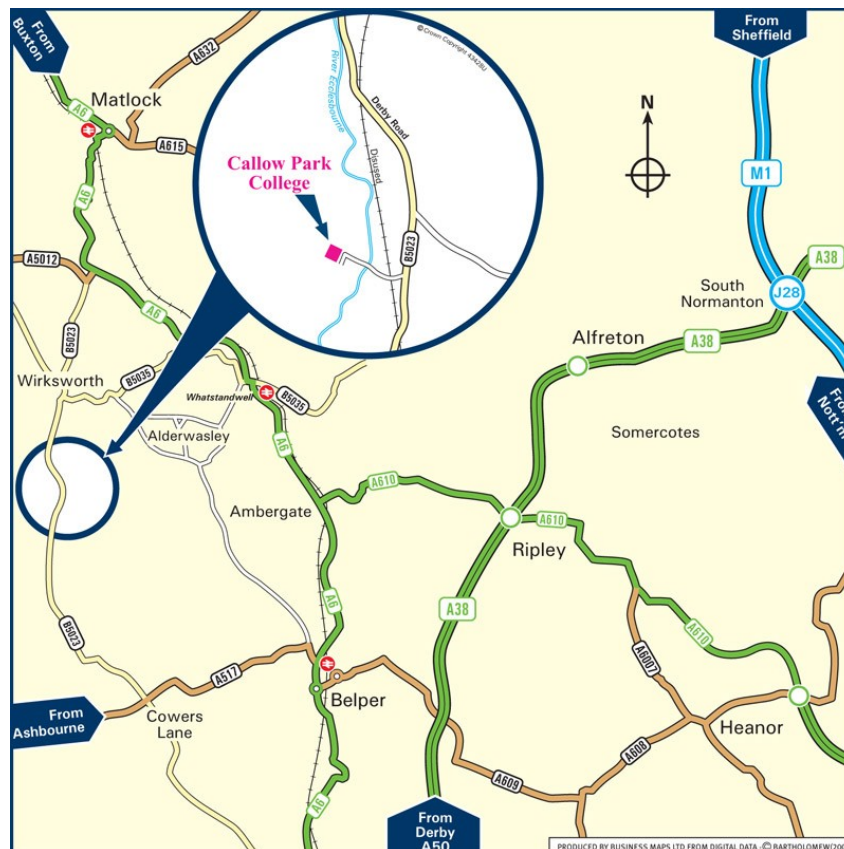
By Train

The nearest station is Whatstandwell station and is served by trains from Derby, Matlock, Belper and Duffield. Travelling time from London St Pancras to Whatstandwell is three hours with a change at Derby.

We are a short taxi ride from the station.

For further information on train times and fares, please call the National Railway Enquiry Line 08457 48 49 50

How to find Callow Park College



From the M1

Leave the M1 at Junction 28 (signed Mansfield, Matlock & A38). Join the A38 following signs for Derby and Matlock. Continue on the A38 for 6 miles. Leave the A38 following signs for A610 Matlock, Ambergate. At the roundabout take the 4th exit. Join the A610 following signs for Matlock & A6. Remain on A610 for 3 miles until the junction with the A6. Turn right onto the A6 and head north towards Matlock. At the traffic signals turn left onto the A5012, signposted Newhaven, Ashbourne. Continue forward onto Cromford Hill—B5036. Bear left onto Cromford Road—B5023. At the mini roundabout continue forward onto Derby Road—B5023. Follow this road for approximately 1 mile. Callow Park College is signposted on the right.

From Matlock

Leave Matlock via the A6, following signs for Belper and Derby. Remain on the A6 for 5 miles into Cromford. At the traffic signals turn left onto the A5012, signposted Newhaven, Ashbourne. Continue forward onto Cromford Hill—B5036. Bear left onto Cromford Road—B5023. At the mini roundabout continue forward onto Derby Road—B5023. Follow this road for approximately 1 mile. Callow Park College is signposted on the right.

By Train

The nearest station is Whatstandwell station and is served by trains from Derby, Matlock, Belper and Duffield. Travelling time from London St Pancras to Whatstandwell is three hours with a change at Derby.

We are a short taxi ride from the station.

For further information on train times and fares, please call the National Railway Enquiry Line 08457 48 49 50

The Local Community



Alderwasley

Alderwasley village sits high in the hills above the River Derwent and forms part of the parish of Wirksworth. The village has a church, village Hall, youth hostel and public house. It is also home to Ellen MacArthur, the award winning round the world yachtswoman.

The small town of Wirksworth was the centre of the English lead mining industry when it was at its height, and is approximately two miles away from the school. It has a good selection of shops and has also been used to shoot scenes for the ITV television series Peak Practice.

Cromford lies to the north of Alderwasley and is well known for its connection with Sir Richard Arkwright who established a water powered cotton spinning mill there in 1771, just past Cromford are the towns of Matlock Bath and Matlock. Heading south towards Derby is the mill town of Belper which has a leisure centre, a large selection of shops and a supermarket.

Places to Stay

[The Bear Inn and Hotel](#)

The Bear is a Free house pub and was winner of the 'Good Pub Guide' Best Dining pub in Derbyshire for 2006 and 2007. They have 10 en-suite rooms and offer various tariffs. For more information please visit: www.thebearinnandhotel.com

Places to visit

[Chatsworth House](#)

Chatsworth House is one of Britain's best loved historic houses and estate and is home to the Duke and Duchess of Devonshire. The house, garden, farmyard and adventure playground, gift shops and restaurants are open every day until the 23rd of December. For more information please visit: www.chatsworth.org

[The Heights of Abraham](#)

The Heights of Abraham was first opened to visitors in 1780 who came to see the underground caverns and stunning views. In 1984 the Heights became famous for having the first cable car system of its kind in the British Isles. Once you have travelled up to the top in the cable cars you can visit the two caverns, play in the adventure playground, visit one of a choice of restaurants and shops. For more information please visit: www.heightsofabraham.com

[Crich Tramway Museum](#)

Crich Tramway museum is a restored period village that is also home to the National Tramway Museum. For more information please visit: www.tramway.co.uk

[Gullivers Kingdom](#)

A family theme park with rides suitable for young children. For more information please visit: www.gulliversfun.co.uk

Term Dates

Autumn Term 2011

Students Start:	Wednesday 7 th September
Students Half-term:	Depart Friday 21 st October Return Tuesday 8 th November
End of Term:	Wednesday 20 th December
Inset Day for all staff:	Monday 5 th September Tuesday 6 th September Monday 7 th November

Spring Term 2012

Students Start:	Thursday 5 th January
Students Half-term:	Depart Friday 9 th February Return Monday 20 th February
End of Term:	Friday 30 th March

Summer Term 2012

Students Start:	Wednesday 17 th April
Students Half-term:	Depart Friday 1 st June Return Monday 11 th June
End of Term:	Wednesday 27 th July
Bank Holiday	Monday 7 th May
Inset Day for all staff:	Monday 16 th May

Policies

The following information/documents are available on request from the School office:

Complaints procedure and information regarding complaints received for the preceding school year.

Particulars of staffing numbers and summary of staff qualifications.

Pupil performance and leaver destinations for the preceding school year.

Admission, Discipline and Exclusion

Education and Welfare Provision for pupils for whom English is an additional language

Curriculum

Prevention of Bullying

Behaviour Management

Health and Safety Policy

Health and Safety on Educational Visits

Policy to Safeguard and Promote the Welfare of Pupils at the School

Head Teacher: Angela Findlay

Address: Alderwasley Hall School
Alderwasley
Belper
Derbyshire
DE56 2SR

Telephone: 01629 822 586

Registered Managers: Gail Smith and Claire Robinson

A full outline of staff and line management is available from the school.

Provider: Mr Brian Jones
Chief Executive Officer
SENAD Group
1 St George's House
Vernon Gate
Derby
DE1 1UQ

Telephone: 01332 378 840

DfE No. 830/6016

Ofsted Registration Numbers

Alderwasley Hall School	SC358046
Callow Park College	SC404596
The Trust Centre	SC421509

SENAD Group Schools, Colleges and Adult Homes

Children & Young People

Alderwasley Hall School and Callow Park College, Derbyshire

Mixed, age 8-20, day and 38 to 52 wk residential.
Asperger's Syndrome, HFA and communication difficulties.

Head Teacher: [Angela Findlay](#)

Tel: (01629) 822586

Email: info@alderwasleyhall.com

The Trust Centre at Alderwasley Hall School

Mixed, age 9-19, day and 38 to 52 wk residential.
Specialist Education centre for young people with acquired brain injury.

Head of Trust Centre: [Janette Ashworth](#)

Tel: (01629) 821480

Email: janetteashworth@thetrustcentre.com

Pegasus School, Derbyshire

Mixed, age 8-19, day and 38 to 52 wk residential.
Challenging behaviour, severe/complex communication and learning difficulties.

Head Teacher: [Suzanne Pennington](#)

Tel: (01283) 761352

Email: info@pegasusschooluk.com

Bladon House School, Derbyshire/Staffs border

Mixed, age 5-19, day and 38 to 52 wk residential.
Autism, communication difficulties and moderate to severe learning difficulties.

Head Teacher: [Kate Britt](#)

Tel: (01283) 563787

Email: info@bladonhouse.com

Rowden House School, Herefordshire

Mixed, age 11-19, day and 38 to 52 wk residential.
Severe learning difficulties and challenging behaviour.

Head Teacher: [Ian Gateley](#)

Tel: (01885) 488096

Email: info@rowdenhouse.com

Aran Hall School, Gwynedd

Mixed, age 11-19, day and 38 to 52 wk residential.
Learning difficulties, autistic spectrum disorders with severe challenging behaviour including sexually harmful behaviour.

Principal: [Duncan Pritchard](#)

Tel: (01341) 450641

Email: info@aranhall.com

Adult Provision

Winslow Court, Herefordshire

Mixed, age 18+, 52 wk residential.

Park House, Herefordshire

Mixed, age 18+, 52 wk residential including two semi-supported settings.

Fairfield House, Herefordshire/Shropshire border

Mixed, age 18+, 52 wk residential.

Orchard End, Herefordshire

Mixed, age 18+, 52 wk residential.

Sheldon House, Leicestershire

Mixed, age 18+, 52 wk residential.

New Service

Ecclesbourne Lodge

Duffield, Derbyshire

A community based transitional home for up to 10 people across two houses, each with their own staff teams. Set in thirteen acres of land, in a semi rural location close to the village of Duffield, Ecclesbourne Lodge is ideal for people with complex difficulties and challenges requiring high quality residential care and support in a peaceful yet productive space where they can develop new skills at their own pace in a caring and supportive environment.

Personal Development Initiatives... Within the site we have opened a small commercial garden centre. This will offer real work opportunities and leisure activities to the residents of Ecclesbourne Lodge and the young people and adults within our other schools and homes. We also plan to open these up to the wider local special needs community and are currently working with local partners to develop further learning and leisure facilities on the site.

For more information about our adult provision call:

[Don Ellsmore, Head of Adult Provision](#)

Tel: (01885) 488096

Email: info@winslowcourt.com

SENAD Community Support Services

Our Community Support Service Team is experienced in providing high quality support and personal care to people of all ages. With a person centred approach, they create a team that work with the individual to formulate a plan to enable them to achieve their goals and maximise their potential. This includes (but is not limited to) one to one support and direct care for young people and adults who have:

- Learning disabilities
- Physical disability and/or sensory impairment
- Complex health needs
- Rehabilitation needs (post-operative or acquired brain injury)

Support can be provided:

- In the persons' home environment
- In the persons' school/college environment
- To access community based services and activities
- During a period of transition

For more information about SENAD Community Support Services call:

Tel: (01332) 200300

Email: cssinfo@senadgroup.com